



NEVER MIND THE WEATHER – LET’S PLAY



Butterfly Castanet

Make a butterfly out of card that can be played like a castanet

Location: Classroom/Playground


Age Range/skills required: Scissor skills

Learning Objective: Have fun with a craft activity using fine motor skills to make a butterfly out of card and then play it like a castanet

Curriculum area (s) Art/Craft Music

Resources: Coloured light card, scissors, pens

Instructions

1. Cut out shapes from templates onto light card
2. Bend butterfly wings together
3. Cut a small slit in  fold –
This may require an adult
4. Put Butterfly body shapes together
5. Insert body tags in wing slit



- To Play:

Hold onto the tag with first finger and thumb and flap the wings

Decorate the Butterfly

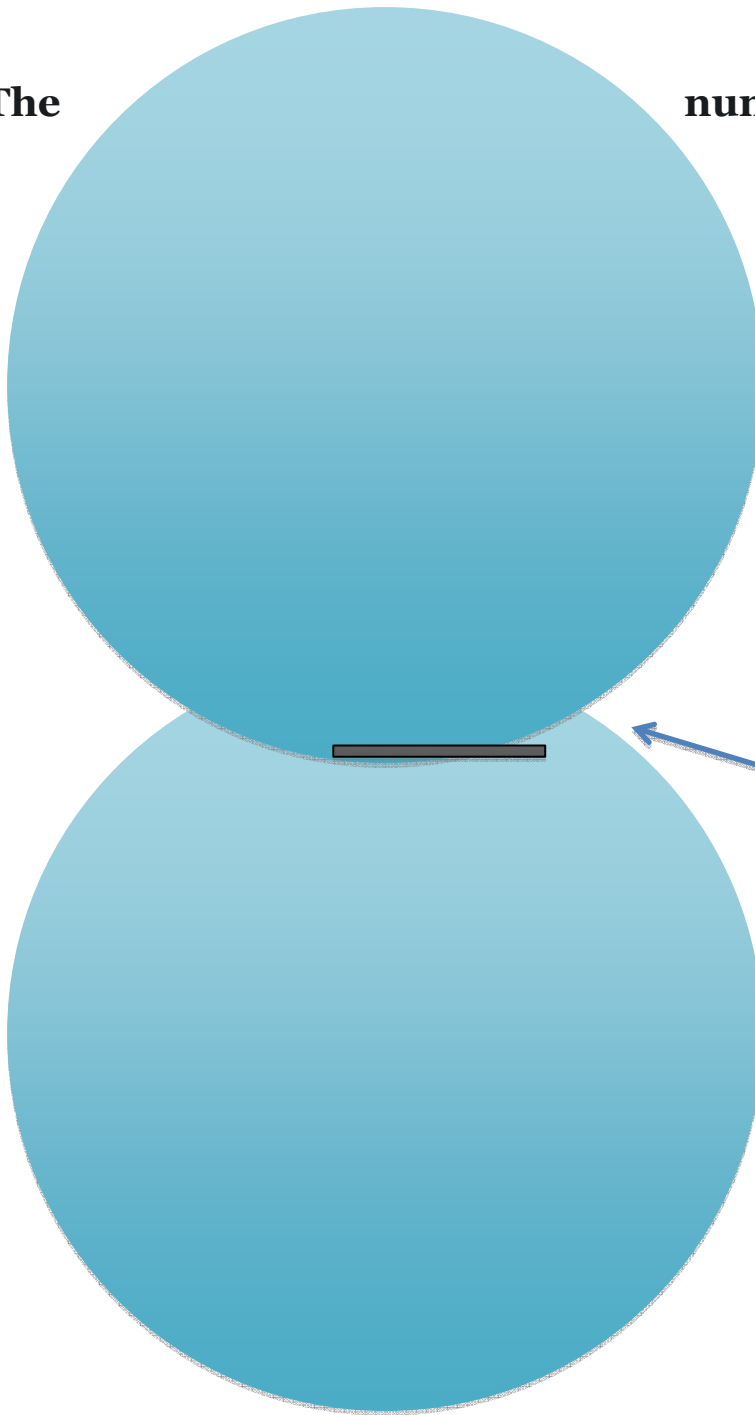
Can you make other animals using other number shapes?

The

number

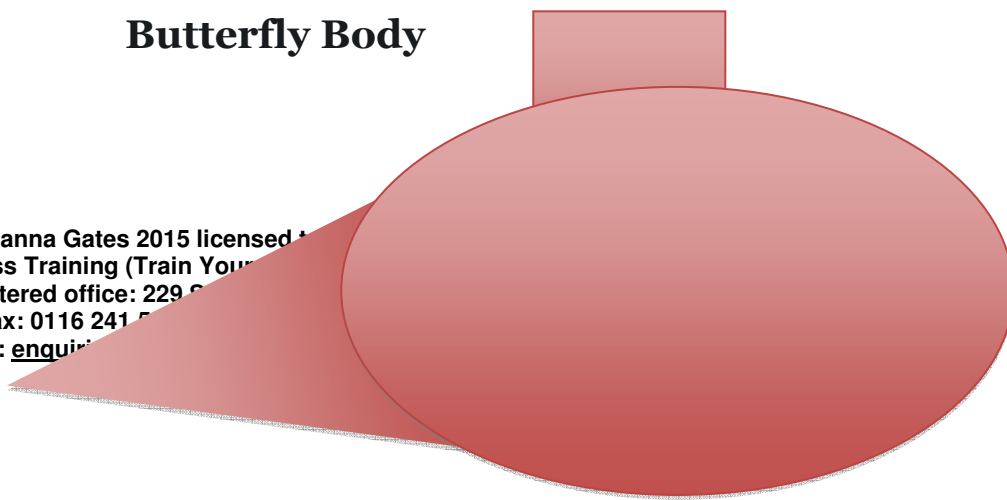
8

**makes the
butterfly
wings**



Cut Slit

Butterfly Body



© Johanna Gates 2015 licensed to
Access Training (Train Your
Registered office: 229 C
Tel/Fax: 0116 241 5
Email: enquiries@access-training.co.uk